


CRAFT KITS FROM THE
PROVIDENCE ATHENÆUM'S CHILDREN'S LIBRARY

A HUNGRY CATERPILLAR!

This friendly (and a little hungry) caterpillar craft will be a cheerful daily reminder of our VERY FAVORITE classic picture book!

Supplies in kit

- 6 strips of green paper
- 1 strip of red paper
- 2 round yellow stickers
- 2 black antennae
- 1 green leaf



What you'll need from home



- glue stick or liquid school glue
- sticky tape
- marker to draw on the eye

Directions



1. Begin by gluing or taping each of the strips of green paper into circles as close to the same size as possible. Next, glue the red strip into a circle. Pinch it gently on two sides to make it an oval shape as pictured.



2. Now it's time to draw the nose and add pupils to the yellow eye dots with your marker! Next glue the antennae to the back of the caterpillar's red head.



- Using sticky tape, join the green circles together as pictured and tape the head to the end.



- Finally, tape the end of the caterpillar to the leaf and then gently "scrunch" the body to fit on the leaf and add tape to hold it in place. This little caterpillar will now happily munch its yummy green leaf all day!



BOOK RECOMMENDATIONS

Arabella Miller's Little Caterpillar by Clare Jarret

The Caterpillar and the Pollywog by Jack Kent

How Beautiful by Antonella Capetti

The Alphabet Tree by Leo Lionni

Thanks, From the Very Hungry Caterpillar by Eric Carle



CURRENT HOURS:
TUES - SAT: 10AM-6PM
SUN: 11AM-5PM

401-421-6970 | PROVATH.ORG