

CRAFT KITS FROM THE  
PROVIDENCE ATHENÆUM'S CHILDREN'S LIBRARY

# AN ARCTIC FOX!

*The Arctic fox is one of a few Arctic animals that can change colors when the seasons change. Like other animals in the far north, their fur or feathers become white to blend in with the snowy landscape. This little fox won't need to hide when it's living in your house!*



## Supplies in kit

- head, body and tail template
- pre-cut tail tip, fox tummy, and black nose
- 2 each pre-cut eye masks and black paws
- 2 each white and black sticky dots
- sheet of blue paper
- strip of tiny white sticky dots (snow)
- pre-cut snow drift
- 3 pre-cut fir trees
- 1 strip of stiff paper
- 1 length of string

## What you'll need from home



- markers, crayons, or colored pencils
- scissors
- glue stick or liquid school glue

## Directions

1. Glue the snow drift and trees onto the blue paper.






2. Next, cut out the fox head, body, and tail, and glue them to the paper along with the black paws as pictured.



3. Now it's time to add the tail tip, eye masks and tummy along with the eyes, nose and snow dots.



4. To make this an Arctic fox banner, turn the paper over, and add the paper strip to the top of the paper. Punch a hole in each end and attach the string as pictured.



## BOOK RECOMMENDATIONS

*The Dancing Fox: Arctic Folktales* by John Bierhorst

*The Tomten and the Fox* by Astrid Lindgren

*The Fox Wish* by Kimiko Aman

*Fox's Dream* by Tejima

*Fox* by Kate Banks



CURRENT HOURS:  
TUES - SAT: 10AM-6PM  
SUN: 11AM-5PM

401-421-6970 | PROVATH.ORG