

CRAFT KITS FROM THE
PROVIDENCE ATHENÆUM'S CHILDREN'S LIBRARY

FANCY FLOWER!

April showers have brought us a May flower craft! I wonder who might enjoy getting this fancy flower on their special day?



Supplies in kit

- 1 flower pot template
- 1 piece of blue paper
- 3 heart shapes
- 1 green stem
- 1 pair of leaves
- 1 craft stick
- 1 string

What you'll need from home



- scissors
- color markers, pencils, or crayons
- glue stick or liquid school glue

Directions



1. Color and cut out the flower pot.





2. Glue the green paper stem to the middle of the blue paper, glue the flower pot over the stem, and add the leaves as pictured.



3. Glue the first heart shape to the top of the stem, point end up. Next fold the other two hearts in half. Add glue to the base of the heart on the stem then press on the first heart. Repeat on the other side with the second heart.



4. Turn the paper over and add plenty of glue to the top edge, and press on the craft stick. When the craft stick is secure, add the string and tie the ends together. Now your fancy flower could be the perfect gift for someone you love!



BOOK RECOMMENDATIONS

The Digger and the Flower by Joseph Kueffler

Sidewalk Flowers by JoArno Lawson

So Happy! by Kevin Henkes

Noch and Lolita by Pam Munoz Ryan

The Flower's Festival by Elsa Beskow



CURRENT HOURS:
TUES - SAT: 10AM-6PM
SUN: 11AM-5PM
(CLOSED SUNDAYS STARTING 5/26)

401-421-6970 | PROVATH.ORG