

CRAFT KITS FROM THE
PROVIDENCE ATHENÆUM'S CHILDREN'S LIBRARY

COZY HIBERNATING BEAR!

Celebrate the season of hibernation by crafting a scene with this sleepy little bear in a cave. It's a reminder that we all want to snuggle down and stay cozy as the fall turns to winter!



Supplies in kit



- 1 bear image
- 1 cave shape
- 4 pre-cut fir tree pieces
- lots of pre-cut rock shapes
- 1 cotton ball
- 1 strip of gold stars

What you'll need from home


- glue stick
- colored markers, crayons, or pencils

Directions

1. Glue the cave shape to the blue paper, and add the bear image to the cave.



2. Glue the rocks, branches, and fir trees to the outside of the cave to make it nice and cozy!



3. Now it's time to color in the sleepy bear. Next, place the stars in the sky and finally gently pull little pieces of fluff from the cotton ball to make a snowy night. Now your bear is ready for a nice long nap!



BOOK RECOMMENDATIONS

A Story for Small Bear by Eve Bunting

Mika: the Bear Who Didn't Want to Sleep by Erik Kriek

Bear's Sea Escape by Benjamine Chaud

Bear Has a Story to Tell? by Philip Cristian Stead

Over and Under the Snow by Kate Messner



CURRENT HOURS:
TUES - SAT: 10AM-6PM
SUN: 11AM-5PM

401-421-6970 | PROVATH.ORG