

CRAFT KITS FROM THE  
PROVIDENCE ATHENÆUM'S CHILDREN'S LIBRARY

# ICE CREAM CONE BANNER (WITH LOTS OF SPRINKLES)!

*This little banner craft celebrates a favorite summer goody and is as easy as can be! What's your favorite frozen treat?*

## Supplies in kit

- 1 scoop of ice cream
- 1 drip of ice cream
- 1 crispy cone
- 1 cherry
- lots of sprinkles
- 1 craft stick
- 1 string




## What you'll need from home


- glue stick
- markers or colored pencils

## Directions



1. Glue the cone and ice cream to the banner.



2. Decide if you would like to change the flavor of the ice cream. Use your markers or colored pencils to tint the scoop then add the sprinkles and cherry. Draw the stem of the cherry.



3. Turn the banner over and glue the craft stick to the back. Tie on the string, and hang the banner to celebrate your favorite ice cream!



## **BOOK RECOMMENDATIONS**

*Ice Cream Summer* by Peter Sis

*Should I Share My Ice Cream?* by Mo Willems

*Grains of Sand* by Sibylle Delacroix

*Dog and Bear: Two's Company* by Laura Vaccaro Seeger

*My Dad at the Zoo* by Coralie Saudo



VISIT [PROVATH.ORG/CONSTRUCTION](https://www.provath.org/construction)  
FOR UPDATES & CURRENT HOURS  
401-421-6970 | [PROVATH.ORG](https://www.provath.org)