


CRAFT KITS FROM THE
PROVIDENCE ATHENÆUM'S CHILDREN'S LIBRARY

NEW YEAR RABBIT!

It is a New Year, and according to the Chinese zodiac, it is the year of the Rabbit - a symbol of peace and prosperity. Here is a peaceful little bunny for a Happy New Year!



Supplies in kit


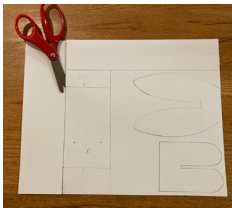
- rabbit template

What you'll need from home

- glue stick or liquid school glue
- markers, crayons, or colored pencils
- scissors

Directions


1. Cut out the parts of the rabbit, and color in the rabbit's face adding any extra details that you choose.



2. Fold the two ends of the strip of paper with the completed rabbit's face, then add glue to one end and glue the two ends together to make the rabbit's head as pictured.



3. Add glue to one end of the plain paper strip, and glue the two ends together. This will be the body of the rabbit. Next, glue the feet to the bottom of the body.



4. Now it's time to decorated the rabbit's ears, attach them to the back of the head, and add the head to the body.



5. Last but not least, all bunnies need a fluffy tail! Add some glue to the back of the bunny, and pop on that tail.



BOOK RECOMMENDATIONS

Cat and Rat: The Legend of the Chinese Zodiac by Ed Young

Moonbeams, Dumplings, and Dragon Boats: A Treasury of Chinese Tales, Activities, and Recipes by Nina Simonds

My First Chinese New Year by Karen Katz

Bringing in the New Year by Grace Lin

A New Year's Reunion by Li-Qiong Yu



CURRENT HOURS:
TUES - SAT: 10AM-6PM
SUN: 11AM-5PM

401-421-6970 | PROVATH.ORG