

# CRAFT KITS FROM THE PROVIDENCE ATHENÆUM'S CHILDREN'S LIBRARY

## PLANET & STAR BANNER!

*This colorful banner activity is a fun way to get to know the planets in our solar system!*



### Supplies in kit



- 1 template of planets to color
- 1 craft stick
- 1 strip of black paper
- 1 length of yarn
- 1 list of the planets in order from the sun
- 2 strips of gold star stickers

### What you'll need from home

- glue stick
- markers, crayons, or colored pencils
- scissors

### Directions

1. Color the planets and cut them out. The names of the planets are lightly penciled in on the back of each planet, so that you can arrange them in order if you like.




2. Glue the planets on to the banner either in order or free style and add the gold stars.



1. When you have finished gluing the planets and stars to the banner, turn it over and add glue to the top of the back of the banner and press the craft stick onto the glue. Use plenty of glue!



2. Finally, tie the ends of the yarn to the craft stick, and your banner is all ready to hang and enjoy!



## BOOK RECOMMENDATIONS

*Star of the Party: the Solar System Celebrates* by Jan Carr

*The Darkest Dark* by Chris Hadfield

*Professor Astro Cat's Frontiers of Space* by Dominic Walliman

*There's Nothing to Do on Mars* by Chris Gall

*Moon! Earth's Best Friend* by Stacy McAnulty



CURRENT HOURS:  
TUES - SAT: 10AM-6PM  
SUN: 11AM-5PM

401-421-6970 | [PROVATH.ORG](http://PROVATH.ORG)