


CRAFT KITS FROM THE PROVIDENCE ATHENÆUM'S CHILDREN'S LIBRARY

HALLOWEEN NECKLACE!

Have fun mixing and matching the pasta and straws to create your own signature Halloween style!

NOTE: It is recommended that colored pasta not get wet. Adult supervision recommended for youngest crafters.



Supplies in kit


- 1 pre-cut length of string
- 8 pre-cut straw sections
- food coloring-dyed “wagon wheels” pasta

What you'll need from home


- scissors

Directions

1. Tie a pasta wheel to the un-taped end of the string. This will keep the pasta and straws from falling off as you add them to the string.



2. Using the taped end of the string as a needle, thread the straws and pasta onto the string in any way that you like. When you are happy with your design trim any excess string to your preferred length and tie the two ends together. Enjoy your Halloween creation!



BOOK RECOMMENDATIONS

Madam Badobedah by Sophie Dahl

Kitty Princess and the Newspaper Dress by Emma Carlow

Make Costumes for Creative Play by Priscilla Hershberger

Eenie-Meenie Halloweenie by Susan Eady

Things to Make and Do for Halloween by Gail Gibbons



CURRENT HOURS:
TUES - SAT: 10AM-6PM
SUN: 11AM-5PM

401-421-6970 | PROVATH.ORG