

CRAFT KITS FROM THE PROVIDENCE
ATHENÆUM'S CHILDREN'S LIBRARY

YOUR OWN PORTFOLIO!

You'll find that a portfolio is a handy thing to have around now that you're back in school. You'll be writing, drawing, and doing all kinds of work on paper. A portfolio is a great way to keep your finished work organized, especially your artwork! Many artists keep their artwork in portfolios. At the end of the school year you will be able to look back at all your wonderful creations!



Supplies in kit



- 1 market bag ready to be laced up and decorated
- 1 long piece of colored yarn
- 1 “My Portfolio” label for you to glue to your portfolio

What you'll need from home

- markers, crayons or colored pencils, and any other decorative items to make your portfolio special!
- glue stick




Directions

1. Place your portfolio on a flat surface, and tie one end of the yarn to the first punched hole at the top corner of your portfolio. Bring the other end of the yarn **up** through the second hole as pictured, and pull it all the way through.




2. Then bring the yarn under and **up** again through the third hole just like you did for the second hole, pulling the yarn to make a slanted stitch. Repeat the stitching the same way, under and **up** through each hole until you reach the end.

These slanted stitches are called *whip stitches*!



3. When you reach the end, tie the yarn off at the last hole and snip off any extra yarn.



4. Now it's time to color your label and decorate your portfolio any way you like! A few additional portfolio decorating ideas: fancy stickers, rubber stamping, collage, drawing anything that suits your fancy!



BOOK RECOMMENDATIONS

The Noisy Paintbox: The Colors and Sounds of Kandinsky's Abstract Art by Barb Rosenstock

The Art Lesson by Tomi DePaola

Art by Patrick McDonnell

Frida by Jonah Winter

The Dot by Peter H. Reynolds



PLEASE VISIT PROVATH.ORG OR
CALL 401-421-6970 FOR
CURRENT HOURS